

FOG PRO

INSTRUCTION MANUAL



XVAPE

SHARE THE VIEW:

Take a video using the product with **#XVAPE** and we will share it with our global family.

-  @XVAPE_VAPORIZER
-  @XVAPEVAPORIZER
-  @XVAPE_VAPORIZER

breast feeding and those with life threatening illnesses without first consulting a doctor.

California Prop 65 WARNING: This product contains chemicals known by the state of California to cause cancer birth defects or other reproductive toxicity. The vaporized aerosol of chemicals are known to cause respiratory or other diseases and in some cases are irreversible. If needed contact your local poison control center, USA: AAPCC 1-800-222-1222.

Note that the XVAPE FOG PRO is not a medical device and is not intended to administer medicinal or illegal substances of any kind, diagnose, cure, treat or prevent any diseases or other conditions.

Any illegal use of this device could subject the user to severe fines, penalties and/or imprisonment under the law of their (and/or other) jurisdictions.

THIS PRODUCT DOES NOT CONTAIN ANY BOTANICAL MATERIAL.

2

BATTERY HEALTH NOTE
PLEASE DO NOT PUT THIS PRODUCT AWAY OR LEAVE IT FOR EXTENDED PERIODS OF TIME WITH A LOW CHARGE. IF THE BATTERY FALLS BELOW 2% AND IS LEFT THAT WAY THEN IT WILL NO LONGER ACCEPT A CHARGE.

DISCLAIMER

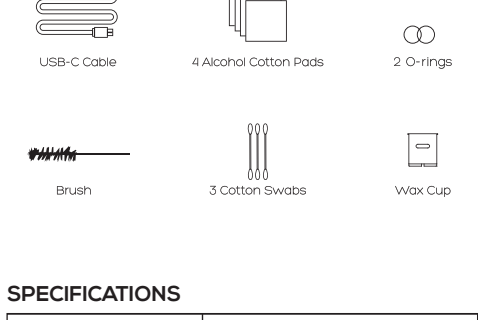
Thank you for purchasing the XVAPE FOG PRO. To ensure the best experience, please read and understand the instruction fully before your first use of the XVAPE FOG PRO. We strongly recommend you keep these instructions for future reference.

We hope you enjoy the excellent quality and performance of your new XVAPE FOG PRO.

User must be of legal age within any given jurisdiction to purchase or use the XVAPE FOG PRO, use this product in moderation. This product should not be used by a child, while driving or operating heavy machinery, minors, or women who are pregnant and/or

1

XVAPE FOG PRO CONTENTS



SPECIFICATIONS

Battery Capacity	3200mAh(Lithium-Polymer)
Charging Voltage/Current	5V/ 1A
Working Voltage	3.3-4.2V
On/Off	Click the button 3 times consecutively
Temperature Range	100°C-220°C (212°F-428°F)
Oven Material	Stainless Steel
Display Screen	OLED
Size	43.5*25.5*100.3mm(L71*1.00*3.95inch)

4

XVAPE FOG PRO OVERVIEW



3

5. TEMPERATURE SETTINGS

press be gentle when packing the oven and/or inserting the oven cup and / or cleaning.

Botanical flower:
Loosely pack the ground substance in the oven chamber, do not let the substance beyond the top of the oven chamber.

Botanical Concentrate:
Insert the concentrate/wax cup into the oven chamber, use the dab/scraping tool to load the desire substance into the cup.

Do not over load the cup chamber. It is recommended to fill half of the cup's capacity.

6

OPERATION GUIDE

1. CHARGE

Fully charge device before first use. Please use the provided USB-C cable to charge your device.

A charging icon will appear on the display to indicate that it is being charged. When the device is fully charged, the charging icon will always be on.

2. LOAD

How to use the oven:
Remove the magnetic mouthpiece lid and choose which botanical substance is best for you. Due to the oven's delicate technology,

3. POWER ON/OFF

Click power button 3 times, the XVAPE FOG PRO will power up and begin to heat up under the default setting or your last temperature setting.

Click the power button 3 times to turn off and the XVAPE FOG PRO will vibrate to indicate shut down.

4. ENJOY XVAPE FOG PRO

While heating, the OLED display temperature will go up. The device vibration indicates readiness and the timer countdown starts.

Inhale through the mouthpiece and enjoy.

This device will automatically begin vaping.

7

6. TIMER SWITCHOVER

XVAPE FOG PRO has 2 sessions, 5 minutes and 10 minutes.

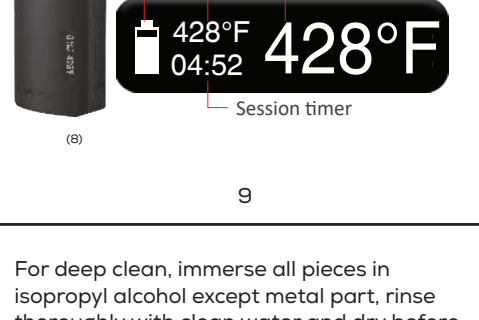
To switchover the 5 minutes and 10 minutes, just hold the power button and up button at the same time for 2 seconds.

8

7. FAHRENHEIT AND CELSIUS SWITCHOVER

To switchover to fahrenheit, just hold the power button and down button at the same time for 2 seconds.

8. OLED DISPLAY



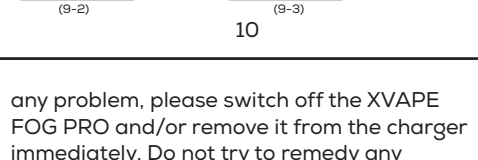
9

9. CLEANING & MAINTENANCE

To keep the XVAPE FOG PRO working optimally and maintaining the purest taste, we recommend that all parts which come in contact with material or vapor be cleaned regularly.

All removable parts can be disassembled for optimal cleaning.

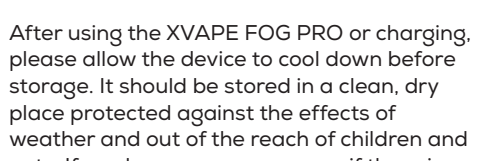
Mouthpiece & filter
Gently pull the mouthpiece to remove it. It can be cleaned with soap and water.



10

For deep clean, immerse all pieces in isopropyl alcohol except metal part, rinse thoroughly with clean water and dry before reassembling.

Stainless steel oven cleaning: use brush to sweep inside and cotton swab dipped in isopropyl alcohol.



* Tip: Perform a burnoff cycle at max temp for 2 minutes after cleaning.

11

any problem, please switch off the XVAPE FOG PRO and/or remove it from the charger immediately. Do not try to remedy any defect yourself. Contact our customer service directly at support@xvapeusa.com.

NOTE:

DO NOT TOUCH THE HEATING ELEMENT IMMEDIATELY AFTER USE.

DO NOT CLEAN THE WHOLE DEVICE WITH WATER OR SUBMERGE.

DO NOT INJECT ANY LIQUID OR OIL INTO THE STAINLESS STEEL OVEN.

MAKE SURE DEACTIVATE THE DEVICE BY USING FOR AT LEAST 30 MINUTES AND IS COMPLETELY COOLED OFF.

WARNING: HOT COMPONENTS

12

SAFETY

Prior to your first use, please read and fully understand the instructions including the safety information. We recommend that these instruction be kept for future reference. Failure to follow warnings may result in a safety hazard including electric shock, fire, property damage, bodily injury or death.

AGE

You must be of legal age in your jurisdiction to purchase or use the XVAPE FOG PRO. For adult use only.

USE

Never use the product before reviewing the manual in its entirety. If any section or topic is unclear prior to use, please contact customer service for clarification.

This product should not be used by children, women who are pregnant or breast feeding, or those with life threatening illnesses without first consulting a doctor. It is recommended that all users consult a doctor prior to use with your chosen herb or

13

concentrate. Note that the XVAPE FOG PRO is not a medical device and is not intended to diagnose, cure, treat, or prevent any diseases or other medical conditions. XVAPE FOG PRO is not intended to administer medicinal or illegal substances of any kind. Any illegal use of this device could subject the user to severe fines, penalties, and/or imprisonment under the laws of your local jurisdiction.

DAMAGE

Immediately discontinue use of the product if the vaporizer unit is damaged in any way including but not limited to: dents, overheating, unusually restrictive airflow, and/or electrical malfunctions. Do not attempt to repair product by disassembly of non-replaceable parts except mouthpiece, Filter, Packing Tool, and Removable Battery. Please contact customer service for help with any damaged unit.

All batteries may explode or burst into flame if used improperly or mistreated. Do not disassemble, puncture, tamper, cut, crush, short-circuit, incinerate or expose to water,

14

fire or high temperature above 60°C or 140°F. It is your responsibility to understand the dangers as well as the proper procedures for handling all batteries. Do not dispose of in trash containers nor litter the environment.

Please recycle or dispose according to local safety regulations law. (Suggested to cover terminals with proper insulating tape before disposal.)

WARNING

THIS PRODUCT IS NOT INTENDED FOR NICOTINE. PRODUCT IS DESIGNED FOR LEGAL BOTANICALS AND CONCENTRATE USE ONLY. PRODUCT DOES NOT CONTAIN ANY BOTANICALS OR CONCENTRATE MATERIALS. KEEP DEVICE AWAY FROM CHILDREN AND PETS.

LIMITED WARRANTY

The product's warranty period is 18 months from the date of purchase (with receipt) or 18 months from the date of production (without receipt) to prevent defects in manufacturing.

15

workmanship, and materials. This device is designed for the use of legal herb and concentrates only. Any use of the XVAPE FOG PRO with illegal substances will void the warranty.

This warranty covers only the electronic base. This warranty does not apply to damage caused by accident, or abuse outside the intended use described in the manual. Use outside the intended use as described in this manual also includes any tampering with device in any way, including but not limited to modification to alter functionality or modification to alter appearance.

The warranty also does not apply to cosmetic damage including but not limited to dents, scratches/chips to finish, and/or broken plastic parts.

16

Normal product wear and tear is not covered under warranty. Normal performance degradation of batteries is also not covered by the warranty.

To make a warranty claim, please contact customer support at support@xvapeusa.com. The original bill of sale, authenticity code, pictures or videos, and any serial numbers are required to redeem the warranty.

At the manufacturer's discretion, warranty service will be provided by repair of the product or exchange of the product and/or part with a new or functionally equivalent

17