

STARRY3.0



USER MANUAL MANUEL DE L'UTILISATEUR

21+

Caution

1. Please do not put this product away or leave it for extended periods of time with low charge because if the battery falls below 2% then it will no longer accept a charge.
2. Charge the battery with a good quality & dedicated charger. Never more than 5V/1A. Otherwise, it will cause damage to battery, serious personal injury, fire.



3. Do NOT use damaged batteries in all our vaporizers
4. Please use our original batteries or high quality batteries from authentic brands instead of clones
5. Always use battery suitable for your device. Never carry it loose in your pocket with other metal objects.



Do not over load the device chamber with desired materials, for devices with variable temperature settings, please find the best setting that is comfortable and safe for your enjoyment.

1

DISCLAIMER

Thank you for purchasing the XMAX STARRY3.0 aromatherapy diffuser. We hope you enjoy the quality and performance of your XMAX STARRY3.0.

To ensure optimal performance and safety of XMAX STARRY3.0, please read this entire manual instructions.

Please read and follow instructions carefully. Understand them fully before using your STARRY3.0.

We recommend you keep these instructions in a safe place for future reference.

XMAX STARRY3.0 is not a medical device and is not intended to diagnose, cure, treat or prevent diseases or other conditions. If you have any health problems, consult your doctor before using the XMAX STARRY3.0.

This product should not be used by children, women who are pregnant or breast feeding, or those with life threatening illnesses without first consulting a doctor. Never use before driving or machinery.

XMAX STARRY3.0 is not intended to administer medicinal or illegal substances of any kind. Any use of this device could subject the user to fines, penalties, and/or imprisonment under the law of your jurisdiction.

THIS PRODUCT DOES NOT CONTAIN ANY PLANT MATERIAL.

2

XMAX STARRY3.0 OVERVIEW



XMAX STARRY3.0 CONTENTS



3

SPECIFICATIONS

Battery Capacity	18650 3.7V 2600mAh
Charger/Output Voltage	5.0V/1A
Charging	Micro USB charging
On/Off	Press the Power button 3 seconds
Safety Power Duration	5 minutes and 10 minutes optional
Heating Chamber	Ceramic with embedded heating element
Screen	OLED
Temperature Range	100°C-240°C (212°F-464°F)
Size	110mm*35mm*24mm (4.31in*1.37in*0.94in)

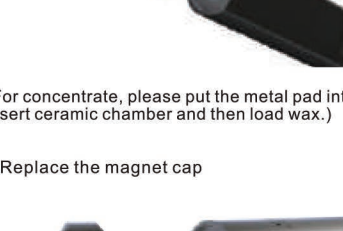
4

OPERATING GUIDE

1. Remove magnet cap

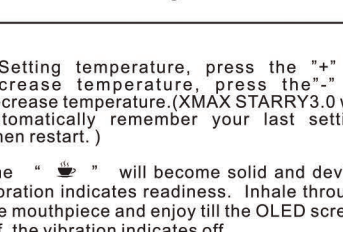


2. Pack moderate ground herb into the chamber



(For concentrate, please put the metal pad into insert ceramic chamber and then load wax.)

3. Replace the magnet cap



5

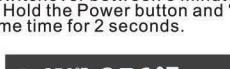
4. Hold and press the power button for 3 seconds to turn on the XMAX STARRY3.0 and it will begin to heat up at once under the default settings. The " " will keep blinking during the heat-up stage, the " " will become solid and device vibration indicates readiness. Inhale through the mouthpiece and enjoy.




6

5. Setting temperature, press the "+" to increase temperature, press the "-" to decrease temperature. (XMAX STARRY3.0 will automatically remember your last setting when restart.)

The " " will become solid and device vibration indicates readiness. Inhale through the mouthpiece and enjoy till the OLED screen off, the vibration indicates off.



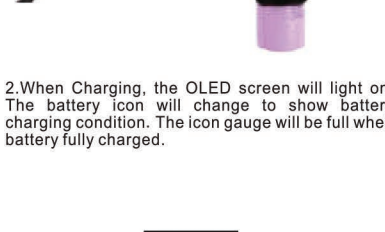
6. Temperature switchover between Fahrenheit and Celsius. Hold the Power button and "+" button at the same time for 2 seconds.



7. Timer switchover between 5 minutes and 10 minutes. Hold the Power button and "+" button at the same time for 2 seconds.



2. When Charging, the OLED screen will light on. The battery icon will change to show battery charging condition. The icon gauge will be full when battery fully charged.



8

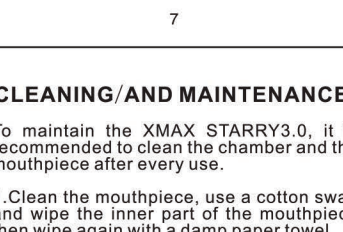
CHARGING

1. To protect and extend the battery, it is recommended you charge the XMAX STARRY3.0 with wall adapter for at least 6 hours before its first use. (External 18650 battery charger is available but not included.)

7

CLEANING/AND MAINTENANCE

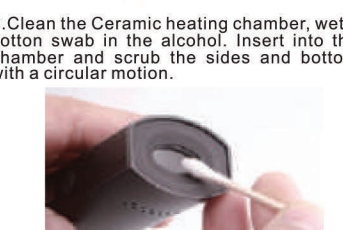
1. Clean the mouthpiece, use a cotton swab and wipe the inner part of the mouthpiece then wipe again with a damp paper towel.



2. Clean the filter. Prepare a glass container filled with isopropyl alcohol. Remove the filter from magnet cap, and place it in the isopropyl alcohol.



3. Clean the Ceramic heating chamber, wet a cotton swab in the alcohol. Insert into the chamber and scrub the sides and bottom with a circular motion.



9

4. After soaking, remove any remaining debris using a cotton swab. Allow both pieces to dry completely before use.

NOTE:

DO NOT CLEAN THE WHOLE DEVICE WITH WATER OR SUBMERGE.

DO NOT INJECT ANY LIQUID OR OIL INTO THE CERAMIC CHAMBER.

MAKE SURE DEACTIVATE THE XMAX STARRY3.0 BY LOCKING. MAKE SURE IT HAS NOT BEEN USED FOR AT LEAST 30 MINUTES AND IS COMPLETELY COOLED OFF.

WARNING

DO NOT TOUCH THE HEATING ELEMENT IMMEDIATELY AFTER USE, PLEASE ALLOW DEVICE TO COOL DOWN.

DO NOT SUBMERGE OR CLEAN WITH WATER OR ISOPROPYLALCOHOL.

SAFETY

Prior to your first use, please read and fully understand the instructions including the safety information. We recommend that these instructions be kept for future reference.

Failure to follow warnings may result in a safety hazard including electric shock, fire, property damage, bodily injury or death.

10

AGE

You must be of legal age in your and other jurisdiction to purchase or use the XMAX STARRY3.0. For adult use only.

USE

Never use the product before reviewing the manual in its entirety. If any section or topic is unclear, prior to use, please contact customer service for clarification.

This product should not be used by children, women who are pregnant or breast feeding, or those with life threatening illnesses without first consulting a doctor. It is recommended that all users consult a doctor prior to use with your chosen herb or concentrate. Note that the XMAX STARRY3.0 is not a medical device and is not intended to diagnose, cure, treat, prevent any diseases or other medical conditions. XMAX STARRY3.0 is not intended to administer medicinal or illegal substances of any kind. Any illegal use of this device could subject the user to severe fines, penalties, and/or imprisonment under the laws of your and other local jurisdiction.

DAMAGE

Immediately discontinue use of the product if the vaporizer unit is damaged in any way including but not limited to: dents, overheating, unusually restrictive airflow, and/or electrical malfunctions. Do not attempt to repair product by disassembly of non-replaceable parts except Mouthpiece, Heating Element, Packing Tool, Removable Battery. Please contact customer service for help with any damaged unit.

11

All Batteries may explode or burst into flame if used improperly or mistreated. Do not disassemble, puncture, tamper, cut, crush, short-circuit, incinerate or expose to water, fire or high temperature above 60°C or 140°F. Never use damaged or improperly wrapped batteries with this device.

It is your responsibility to understand the dangers as well as the proper procedures for handling all batteries. Do not dispose of in trash containers nor litter the environment. Please recycle or dispose according to local safety regulations law. (Suggested to cover terminals with proper insulating tape before disposal)

WARNING

THIS PRODUCT IS NOT INTENDED FOR NICOTINE.

PRODUCT IS DESIGNED FOR LEGAL HERB USE ONLY. PRODUCT DOES NOT CONTAIN ANY HERBAL MATERIALS.

KEEP DEVICE AWAY FROM CHILDREN AND PETS.

LIMITED WARRANTY

The product is warranted for a period of one (1) year from purchase with receipt or one (1) year from date of manufacture without receipt against defects in manufacturing, workmanship, and materials. This device is designed for the use of legal concentrates only. Any use of the XMAX STARRY3.0 with illegal substances will void the warranty.

12

The warranty does not apply to damage caused by accident, abuse, misuse, natural disaster, user error, or use outside the intended use described in the manual. Use outside the intended use as described in this manual also includes any tampering with device in any way including but not limited to modification to alter functionality or modification to alter appearance.

The warranty also does not apply to cosmetic damage including but not limited to dents, scratches/chips to finish, and/or broken plastic parts.

Normal product wear and tear is not covered under warranty. Normal performance degradation of batteries is also not covered by the warranty.

To make a warranty claim, please contact customer support at support@topgreencig.com. The original bill of sale, authenticity code, pictures or videos, and any serial numbers are required to redeem the warranty.

At the manufacturer's discretion, warranty service will be provided by repair of the product or exchange of the product and/or part with a new or functionally equivalent product/part.

CUSTOMER SUPPORT

For any question or concerns with the product, it's use or defects, please contact customer support at support@topgreencig.com. We will do our best to provide a response within two (2) business days after receipt of written notice.

www.topgreen-tech.com
© Topgreen Technology 2020



13